



OPPDRAGSRAPPORT

Fangstseksjonen

**A Comparison of the Selectivity in Codends
used by the Soviet and Norwegian Trawler Fleet
in the Barents Sea**

Nr. 3/1989

FORFATTER: B. Isaksen, S. Lisovsky and V.A. Sakhno		
PROSJEKT: Joint Selectivity Experiment USSR/Norway in 1989		
DATO: 1989-11-10	PROSJ.NR.: 6153	PROSJ. ANSV.: B. Isaksen
OPPDRAGSGIV. REF.: Directorate of Fisheries		OPPDRAGSGIVERS REF.:

EKSTRAKT:

This report describes the joint Soviet-Norwegian selectivity experiment performed east of Rybackya bank (Østbanken) in August/September 1989.

Of the two methods used to establish the selectivity parameters, bag type cover and trouser trawl, the last method were used to compare the results, indicating slightly better selectivity properties of the Soviet codend, roughly a 0.2 higher selection factor, and a selection range that was 3-4 cm narrower than for the Norwegian codend. This difference is explained by the different kind of codend material used by the Soviet and Norwegian trawler fleet.

4 STIKKORD:

Trawl	Selectivity
Methods	Codend material

Joint Soviet Norwegian selectivity experiments
August/September 1989

**A Comparison of the Selectivity in Codends
used by the Soviet and Norwegian Trawler Fleet
in the Barents Sea**

By

B. Isaksen*, S. Lisovsky and V.A. Sakhno****

* Institute of Fishery Technology Research, Bergen, Norway

** PINRO, Murmansk, USSR

ratio, width of bags, twine thickness and structure of the twine. Both sides came, however, to the conclusion that the ICES top cover produces considerable effect on the gear selectivity (Anon 1989).

During a joint meeting in Murmansk 24 - 25 April 1989, detailed plans for further experiments were worked out. Selectivity of trawl bags should be estimated by using the USSR-specified bag type cover (whole cover) and the modified trouser trawl specified by Norway. The 135 mm trawl bags used should be representative for the national fisheries. If possible there should be an exchange of specialists during the cruise.

MATERIAL AND METHODS

The main characteristics of ships and gear used are as follows:

	R/V "Persey III" (USSR)	M/Tr "Anny Kræmer" (Norway)
Vessel data		
Gross tonnage		
Brt	1047	477
Nrt	556	176
Length	84 m	51 m
Width	14 m	10.3 m
Depth	5.5 m	4.7 m
HP	1700	2400
Gear and rigging		
Trawl	41.7/39.6 bottom trawl	"Alfredo-3"
Material	Polyamid (Kapron)	Polyethylen
Vertical opening	6.5 m	4 m
Horizontal opening	24 m	27 m
Otterboards	Oval-plain	V-shaped rectangular
Area	5.5 m ²	7.4 m ²
Weight	1500 kg	1750 kg
Total sweep/bridle length	120 m	150 m

R/V "Persey III"

M/Tr "Anny Kræmer"

Extension piece

Material	Polyamid	Polyamid
Constr./thickness	Twisted 2x3.1mm	Plaited 2x5mm

Codend

Material	Polyamid	Polyamid
Constr./thickness	Twisted 2x3.1mm	Plaited 2x7mm

Covers**Bagtype**

Material	Polyamid	Polyethylen
Constr./thickness	Single twisted 2.4mm/3.1mm	Plaited 3.5mm

Trouser trawl

Material	Polyamid	Polyethylen
Constr./thickness	Single twisted 2.2mm	Plaited 2.5mm

Before the two boats started joint work, underwater observation of the gear used onboard "Anny Kræmer" were carried out at the east coast of Finnmark. At the same time "Persey III" was searching for suitable areas for selectivity experiments.

On 28 August the vessels met east of Rybachya Bank (Østbanken), and in the following week more than 50 hauls were done in this area in water depths of 130 to 270 m (Table 3 and 4). Except for a few hauls, the tows were done as parallel haulings, with a duration of approx. 2 hours and at a speed of 3.5 knots. Before the experiments started, there was an exchange of specialists between the vessels, as well as a short discussion of the practical details of the joint work.

The trawl codends used onboard "Persey III" and "Anny Kræmer" were similar to those used in commercial fishery. The bagtype covers were 2.5 times wider than the codends used, while the inside blinders used in the trouser trawl method were 10% wider and about 1-1.5 m longer than the codend. For further details of the gear used, see Figur 1-4.

Measurements of mesh size were done with wedge shaped ICNAF-type gauges, with a 5 kg weight attached to its lower part.

Whenever possible, a sample of 400 specimen of cod and haddock from both the cover and codend were measured, the rest of the fish were counted, and the different length-frequency distributions were raised by their respective numbers.

In the data analysis, all hauls containing less than 100 kg of mixed fish in the main codend were excluded. The fish measurements were grouped in 2 cm intervals, and the method of 3-point-moving averages (Pope et al. 1975) were used to establish the different selection curves.

RESULTS

Underwater observations - "Anny Kræmer"

During this part of the experiments, codends and covers were observed with different catch rate. When the codend was empty or contained very little fish (100-200 kg), it stayed close to or on the bottom of the 4-panels bag type cover, providing ample space for escaped fish to pass back into the cover. As the codend filled up and more fish went back into the cover, the space between codend and cover was reduced. When the codend catch was roughly 700-800 kg, there was hardly space left for fish to pass back into the cover. In one haul of 1.3 tons in the main codend and about 1.6 tons in the cover, the cover was squeezing the main codend, and a lot of fish escaped from the main codend were gathered just in front of the codend catch, thus most probably causing a masking effect in the important "escape zone".

Another notable observation was the erratic "behaviour" of the codend inside the cover. It stayed almost stationary inside on the bottom of the cover, and was not making undulating movements as the codend normally does.

Observations of the trouser trawl confirmed that the vertical split net in front of the two codends divided the extension piece in two apparently equal halves. The small meshed blinder inserted in one of the trouser legs did not affect

that codend or the trouser trawl system as a whole. Unfortunately no observations of big hauls with the trouser trawl were made.

Comparative fishing experiments - "Persey III" - "Anny Kræmer"

The parallel fishing started with the use of trouser trawls followed by a series with bag type cover. At the second half of the period this scheme was repeated, but some of the hauls with bag type covers were done individually by each vessel.

Quite soon after the parallel fishing started, it became evident that "Anny Kræmer" had a better fishing power than "Persey III". For cod the relative fishing power (in weight) was roughly 2.5:1, and for haddock 2:1. However, a comparison of the length distribution (cover and codend pooled) of fish taken during the first period with bag type cover, clearly demonstrates that the two vessels were sampling the same fish (Fig. 5).

Because of the difference in fishing power and catches, and the fact that selectivity can be affected by catch size (ICES 1964), for the analysis it was necessary to split the catches into weight groups.

The pooled catches are given in Table 5 and 6, and shown separately for cod and haddock in Figure 6 and 7. With a mesh size of 141 mm for "Persey III" and 137 mm for "Anny Kræmer", the 50% retention length - l_{50} , selection range - s.r., and selection factor - S.F., are given in Table 1.

During the preliminary analysis of the first series with trouser trawl (made onboard), it became evident that the two legs of the trouser trawl system did not fish equally. The difference was most obvious in the data from "Anny Kræmer". Therefore, before the second series of experiments with this method, the two legs, the ordinary one and the "blinded" one, were exchanged, and the data from the two series were treated separately (Table 7). The data from "Persey III"'s two series were pooled (Table 8). With an adjustment procedure as outlined by Pope et al (1975) for alternate hauls, the main parameters for catches less (I) or more (II) than 1.0 ton were calculated and shown in Figures 8 and 9 ("Persey III": meshsize 143 mm, "Anny Kræmer": 138 mm).

DISCUSSION AND CONCLUSIONS

The underwater observations of the cover used onboard "Anny Kræmer" clearly showed that with a catch of about a ton or more in the codend, the cover would cause a masking effect and lower the selectivity of the codend. In addition, and perhaps more serious, the codend partly "stayed" on the bottom of the cover, and did not "work" as under normal fishing conditions. As recommended by ICES (1964), the cover was made of polyethylene, but it may be that a difference in material, and consequently bouyancy, of the cover and codend gives rise to a bias. Use of the same material in cover and codend as onboard "Persey III" is perhaps a better solution.

A comparison of the results from the bag type cover experiments and the trouser trawl experiments, further confirm a masking effect of the bag type cover used onboard "Anny Kræmer".

In contrast, the experiments carried out with "Persey III" did not indicate any kind of masking effect by the bag type cover. Both the selection factors and selection ranges are quite similar for the two methods.

Possible explanations of the discrepancies between the findings for the bag type cover for the two vessels may be:

1. The Norwegian codend does not "work" properly inside the cover, while the Soviet codend maintains the most of its characteristics inside the cover.
2. Difference in width of the two codends and covers. While a typical Norwegian codend has a circumference of 6.0-6.5 m, a Soviet codend has a circumference of 10.0-10.5 m. It is reasonable to assume that in the Soviet codend an eventual masking effect by the cover will occur at a later stage during hauling, and mainly with big catches.
3. The Soviet extension piece is slightly more tapered than the Norwegian one, thus possibly giving a greater distance between the cover and codend.

Exact explanations of this discrepancy, however, can only be obtained by further comparative studies aided by underwater observation of both gears.

Comparisons of the selection oogives for cod and haddock established for the trouser trawl method, indicate slightly better selectivity properties of the Soviet codend, roughly a 0.2 higher selection factor, and a selection range that is 3-4 cm narrower than for the Norwegian codend. This is slightly different from the more equal results obtained during the joint Soviet-Norwegian selectivity experiments in 1977 (Ponomarenko et al 1978).

Factors that may affect size selection in trawl and Danish seine have during the last thirty years been elucidated by numerous selectivity experiments, and may be summarized as:

1. Conditions of fish.
2. Degree of stomach content.
3. Towing speed.
4. Duration of tow.
5. Size of catch.
6. Codend material and construction.

Regarding point 1 to 4, these factors should give equal selection since the vessels were doing parallel hauls, and were fishing on fish of the same size composition. Point 5 should not cause any difference since the catches are divided into weight groups before the comparisons were made. The main reason for the difference in selectivity has therefore to be explained by the different kind of codend material used by the Soviet and Norwegian trawler fleet.

The Soviet trawler fleet is presently using almost the same codend material as 10 years back, i.e. twisted, double 3.1 mm Kapron (polyamid A), with no bonding material added, a quite soft and placable material. The most common codend material used by Norwegian trawlers is plaited, double, 7.0 mm polyamid, with a bonding material added. This material is much stiffer than the Soviet one, especially when new, and it may be classified as polyamid B.

These finding is similar to results obtained during the 50-ies (Boerema 1956, Lucas et al. 1954) where soft and light materials as cotton, hemp, or thin

single manila gave higher selection factors than the more heavy and stiff double manila and sisal, a finding that was termed "the light trawl" problem.

Anyhow, the selection parameters obtained during the joint experiments this year should be regarded as representative for the codends used by the national trawler fleet today, and as long as the codend material and construction remains as it is. However, if any change in codend construction or material thickness and construction occurs, this will most probably lead to a change in selectivity as well.

REFERENCES

- Anon 1988. Results of experimental works carried out by R/V "Gremyachinsk" during joint Soviet-Norwegian program on trawl selectivity in the Barents Sea in June 1988. *Mixed Soviet-Norwegian Fishery Commission, 17th Session, Oslo 12-16 Dec. 1988.*
- Anon 1989. Protocol of the meeting between Soviet and Norwegian Scientists (R/V "Eldjarn") in Murmansk, USSR, 24-25 April 1989.
- Boerema, L.K. 1956. Some experiments on factors influencing mesh selection in trawls. *J.Cons.CIEM*, 21(2): 175-191.
- Engås, A., B. Isaksen & J.W. Valdemarsen, 1988. Comparison of selectivity of 135 mm trawl codends by using the ICES- and the USSR-specified covered codend methods. *FTFI-report, 18.11.88* (in Norwegian).
- ICES, 1964. General consideration on trawl and seine mesh selection and its measurements. *Coop.Res.Rep.(2)*.
- Lucas, C.E. et al., 1954. Mesh selection in the roundfish seine. *J.Cons.CIEM*, 20(1): 35-50.
- Ponomarenko, V.P., Nikeshin, K.N. & V.A. Sakhno, 1978. Selectivity of trawls with a mesh size of 120 and 135 mm codends when fishing cod in the Barents Sea. *Coun.Meet.int.Coun.Explor.Sea, 1978/B:9.*

Pope, J.A., A.R. Margetts, J.M. Hamley & E.F. Akyuiz, 1975. Manual of methods for fish stock assessment, part III. Selectivity of fishing gear. *FAO Fish.Tech.Paper NO. 41*: 1-65.

Sakhno, V.A. & M.K. Sadokhin, 1982. On experimental studies of trawl codend selectivity. *Coun.Meet.int.Coun.Explor.Sea, 1982/B:6*.

Table 1. Selection parameters for cod and haddock using the method with bag type cover.

Weigth groups (kg)	Selection parameters	COD		HADDOCK	
		Persey III	Anny Kræmer	Persey III	Anny Kræmer
I 100-500	l ₅₀ (cm)	58.5	52.2	55.4	46.8
	s.r (cm)	8.4	17.7	10.8	-
	S.F.	4.1	3.8	3.9	3.4
II 500-1500	l ₅₀ (cm)	56.6	47.6	51.6	43.0
	s.r. (cm)	7.8	16.4	9.2	16.1
	S.F.	4.0	3.5	3.6	3.1
III 1500->	l ₅₀ (cm)	59.8	47.0	49.2	43.0
	s.r. (cm)	9.2	16.0	7.2	16.1
	S.F.	4.2	3.4	3.5	3.1

Table 2. Selection parameters for cod and haddock, when using the trouser trawl method.

Weigth group		Persey III	Aunny Kræmer
		COD	
		w=270 kg	w=450/475 kg
I	l_{50}	61.0	56.2
	s.r.	7.6	11.8
	S.F.	4.3	4.1
		w=1700 kg	w=1900 kg
II	l_{50}	58.4	43.2
	s.r.	11.8	14.2
	S.F.	4.1	3.9
		HADDOCK	
		w=270 kg	w=450/475 kg
I	l_{50}	56.0	51.5
	s.r.	8.6	11.1
	S.F.	3.9	3.7
		w=1700 kg	w=1900 kg
II	l_{50}	51.2	47.0
	s.r.	12.3	16.8
	S.F.	3.6	3.4

Table 3. Hauls made by M/Tr "Anny Kræmer" during the joint selectivity experiments in August/September 1989.

Date	St.No.	Method	Area	Depth (m)	Haul duration	COD		HADDOCK		TOTAL CATCH	
						Codend No.	Cover No.	Codend No.	Cover No.	Codend weighth	Cover weighth
280889	1	2	70°27'N 32°28'E	260	1905 1h30min	233	185	103	134	670	530
280889	2	2	70°24'N 32°52'E	260	2145 2h30min	184	192	48	56	515	515
290889	3	2	70°20'N 33°20'E	260	0135 1h30min	111	105	25	20	300	258
290889	4	2	70°22'N 33°12'E	260	0410 1h30min	67	60	9	6	250	210
2980889	5	2	70°24'N 33°08'E	255	0655 2h	97	70	4	9	265	203
290889	6	2	70°16'N 32°25'E	250	1005 2h	370	282	244	287	1590	1200
290889	7	2	70°13'N 33°28'E	155	1405 2h	724	887	813	1106	2270	2550
290889	8	2	70°19'N 32°23'E	130	1910 2h	134	158	103	125	400	490
290889	9	2	70°10'N 32°26'E	230	2225 2h	696	586	591	522	2280	1900
300889	10	2	70°14'N 32°14'E	250	0240 2h	1300	888	576	500	3481	2375
300889	11	2	70°08'N 32°34'E	210	0630 1h55min	185	235	243	291	670	691
300889	12	2	70°11'N 32°15'E	220	0905 2h	408	425	455	513	1440	1425
300889	13	2	70°08'N 32°24'E	230	1220 2h	265	234	110	245	700	760
300889	14	2	70°09'N 32°21'E	250	1615 2h	69	85	64	81	235	246
300889	15	1	70°07'N 33°13'E	170	2150 2h	1826	405	301	171	5350	830
310889	16	1	70°13'N 33°02'E	195	0120 2h	666	59	175	59	1620	152

Table 3 cont.

Date	St.No.	Method	Area	Depth (m)	Haul duration	COD		HADDOCK		TOTAL CATCH	
						Codend No.	Cover No.	Codend No.	Cover No.	Codend weighth	Cover weighth
310889	17	1	70°08'N 33°25'E	150	0505 2h	1880	786	2287	1430	5980	1900
310889	18	1	70°01'N 33°13'E	200	0805 2h	1197	534	1349	759	3510	1140
310889	19	1	70°01'N 33°10'E	145	1545 2h	759	252	558	806	1600	860
310889	20	1	70°07'N 33°18'E	220	1840 2h	1754	239	1315	286	4900	520
010989	21	1	70°09'N 33°33'E	265	0215 2h	299	35	86	47	840	120
010989	22	1	70°15'N 33°19'E	260	0500 2h	458	71	55	20	1090	170
010989	23	1	70°11'N 33°32'E	270	0755 2h	712	54	128	15	1700	114
010989	24	1	70°11'N 33°12'E	205	1105 2h	1972	316	455	206	4180	920
010989	25	1	70°08'N 33°22'E	215	1710 1h	558	145	125	94	1190	230
010989	26	1	70°05'N 33°37'E	230	1850 1h	76	66	6	53	160	150
010989	27	1	70°07'N 33°27'E	220	2025 1h	146	42	12	16	310	80
010989	28	1	70°05'N 33°37'E	211	2220 1h	106	59	19	40	240	120
010989	29	1x	70°07'N 33°27'E	212	2340 1h	86		10			
020989	30	1x	70°05'N 33°35'E	231	0125 1h	145		9			
020989	31	2	70°03'N 33°34'E	190	0420 2h	202	451	32	207	440	950
020989	32	2	70°10'N 33°15'E	215	0750 2h	194	367	27	102	450	803

Table 3 cont.

Date	St.No.	Method	Area	Depth (m)	Haul duration	COD		HADDOCK		TOTAL CATCH	
						Codend No.	Cover No.	Codend No.	Cover No.	Codend weighth	Cover weighth
040989	49	1x									
040989	50	1x									
040989	51	1	70°32'N 32°14'E	212	0430 2h	368	103	163	147	930	180
040989	52	1	70°22'N 32°12'E	250	0725 2h	353	97	150	114	847	180

Table 4. Hauls made by R/V "Persey III" during the joint selectivity experiments in August/September 1989.

Date	St.no.	Method	Area	Depth (m)	Haul duration	Correspondent to "Anny Kræmer" hauls no.	COD		HADDOCK		TOTAL CATCH	
							Codend No.	Cover No.	Codend No.	Cover No.	Codend Weighth	Cover Weight
	1	2	See Table 3			1	61	163	25	189	160	490
	2	2	See Table 3			2	93	179	47	117	310	470
	3	2	See Table 3			3	55	127	28	81	170	230
	4		No measurements			4						
	5	2	See Table 3			5	35	61	10	10	110	110
	6	2	See Table 3			6	111	204	73	268	370	670
	7	2	See Table 3			7	516	791	250	563	1350	1930
	8	2	See Table 3			8	17	106	6	167	48	340
	9	2	See Table 3			9	202	310	146	380	680	1100
	10	2	See Table 3			10	666	865	295	398	1930	2400
	11	2	See Table 3			11	27	111	23	200	90	440
	12	2	See Table 3			12	136	337	66	453	400	1160
	13	2	See Table 3			13	35	89	7	123	80	250
	14	2	See Table 3			14	33	96	13	62	90	210
	15	1	See Table 3			15	330	261	65	158	790	430
	16	1	See Table 3			16	246	138	90	76	710	255
	17		No measurements			-						
	18	1	See Table 3			18	56	194	29	325	140	550
310889	19	1	70°06'N 33°25'E	135	1330 2h10min	-	29	97	11	167	75	215
310889	20	1	No measurements			-						
310889	21	1	70°04'N 33°16'E	130	2025 1h30min	-	78	267	41	312	210	600
310889	22	1	70°04'N 33°14'E	130	2340 1h40min	-	395	387	79	192	790	590
010989	23	1	No measurements			-						

Table 4 cont.

Date	St.no.	Method	Area	Depth (m)	Haul duration	Correspondent to "Anny Kræmer" hauls no.	COD		HADDOCK		TOTAL CATCH	
							Codend No.	Cover No.	Codend No.	Cover No.	Codend Weighth	Cover Weight
010989	24	1	70°07'N 33°11'E	150	0725 1h45min	-	162	200	103	205	450	380
010989	25	1	70°06'N 33°26'E	175	1020 1h30min	-	453	366	152	378	1150	800
010989	26	1	70°09'N 33°15'E	180	1320 2h	-	351	458	611	456	1540	1040
010989	27	1	No measurements			-						
010989	28	1	70°09'N 33°17'E	175	1940 1h20min	-	127	124	39	94	300	210
010989	29	1	70°03'N 33°29'E	160	2205 2h	-	420	360	375	671	1330	1080
020989	30	1	70°09'N 33°07'E	160	0145 2h15min	-	386	265	148	203	962	475
	31	2	See Table 3			31	112	300	35	312	310	780
	32	2	See Table 3			32	95	215	25	174	220	370
	33	2	See Table 3			33	80	115	27	146	220	330
	34	2	See Table 3			34	116	208	83	473	350	790
	35	2	See Table 3			35	48	121	18	212	120	350
	36	2	See Table 3			36	102	156	27	118	270	400
	37	2	See Table 3			37	116	141	29	118	330	430
	38	2	See Table 3			38	63	72	9	35	180	210
	39	2	See Table 3			39	25	65	10	79	80	200
	40	2	See Table 3			40	252	604	18	138	550	1090
	41	2	See Table 3			41	30	309	18	338	90	630
	42		No measurements			42						
	43	2	See Table 3			43	72	264	29	396	190	620
	44	2	See Table 3			44	106	214	14	138	230	440

Table 4 cont.

Date	St.no.	Method	Area	Depth (m)	Haul duration	Correspondent to "Anny Kræmer" hauls no.	COD		HADDOCK		TOTAL CATCH	
							Codend No.	Cover No.	Codend No.	Cover No.	Codend Weighth	Cover Weight
	45	2	See Table 3			45	65	141	12	69	155	310
	46	2	See Table 3			46	55	110	33	516	180	500
	47	2	See Table 3			46	47	19	19	200	140	111
040989	48	2	70°02'N 33°18'E	100,5	1535 1h30min	-	36	118	12	168	115	250
040989	49		70°06'N 32°58'E	150	1830 1h40min	-	28	69				
040989	50	1	70°10'N 32°51'E	175	2210 2h	-	81	70	11	304	175	165
050989	51	1	70°14'N 32°20'E	200	0130 2h	-	237	124	25	103	580	180
050989	52	1	70°25'N 32°13'E	260	0430 1h40min	-	117	66	46	59	345	120
050989	53	1	70°29'N 32°24'E	260	0800 2h	-	199	93	12	24	505	130
050989	54	1	70°20'N 32°48'E	260	1120 3h	-	154	115	23	30	360	140
050989	55	1	70°23'N 32°20'E	220	1740 2h20min	-	182	148	124	120	550	270
050989	56	1	70°31'N 32°47'E	270	2230 2h10min	-	355	55	29	31	885	100

Table 5. Pooled selectivity data from M/Tr "Anny Kræmer"; bagtype cover (CD = Codend, CV = Cover).

Species	COD						HADDOCK					
	100-500		500-1500		1500-		100-500		500-1500		1500-	
Weight groups(kg)	3		5		8		3		5		8	
No. of hauls	3		5		8		3		5		8	
Fish length (cm)	CD	CV	CD	CV	CD	CV	CD	CV	CD	CV	CD	CV
>31	0.	0.	1.	3.	2.	12.	0.	26.	9.	179.	78.	1011.
31-32	0.	1.	0.	5.	8.	19.	0.	2.	1.	2.	23.	85.
33-34	0.	1.	0.	11.	5.	17.	0.	1.	1.	2.	21.	74.
35-36	1.	4.	3.	3.	4.	23.	0.	10.	4.	9.	42.	113.
37-38	0.	4.	3.	7.	3.	34.	1.	6.	5.	16.	79.	150.
39-40	1.	1.	6.	23.	20.	65.	2.	6.	11.	23.	125.	180.
41-42	2.	7.	12.	27.	70.	112.	2.	7.	16.	25.	170.	229.
43-44	3.	4.	21.	23.	119.	174.	1.	5.	21.	14.	326.	276.
45-46	3.	15.	25.	37.	280.	300.	4.	1.	43.	18.	524.	313.
47-48	8.	14.	37.	44.	350.	365.	4.	5.	49.	34.	751.	345.
49-50	21.	18.	78.	43.	639.	369.	4.	3.	86.	28.	1004.	317.
51-52	20.	21.	97.	49.	860.	320.	8.	9.	111.	32.	1221.	272.
53-54	28.	23.	86.	42.	802.	273.	4.	6.	71.	17.	901.	144.
55-56	16.	11.	121.	27.	781.	206.	5.	3.	59.	9.	714.	47.
57-58	21.	10.	128.	21.	882.	115.	1.	4.	45.	3.	349.	39.
59-60	27.	8.	160.	24.	964.	88.	0.	0.	26.	0.	164.	9.
60-61	26.	8.	160.	11.	941.	52.	0.	0.	10.	1.	39.	0.
63-64	27.	4.	184.	12.	908.	33.	1.	0.	2.	0.	29.	1.
65-66	27.	5.	172.	6.	795.	31.	0.	0.	2.	0.	5.	0.
67-68	23.	4.	202.	8.	613.	17.	0.	0.	0.	0.	0.	0.
69-70	27.	3.	159.	12.	552.	6.	0.	0.	0.	0.	2.	0.
71-72	13.	1.	120.	5.	429.	3.	0.	0.	0.	0.	0.	0.
73-74	13.	0.	76.	5.	238.	5.	0.	0.	0.	0.	0.	0.
≥75	21.	0.	184.	1.	500.	6.	0.	0.	0.	0.	0.	0.

Table 6. Pooled selectivity data from R/V "PerseyIII"; bagtype cover (CD = Codend, CV = Cover).

Species	COD						HADDOCK					
	100-500		500-1500		1500-		100-500		500-1500		1500-	
Weight groups(kg)												
No. of hauls	3		5		8		3		5		8	
Fish length (cm)	CD	CV	CD	CV	CD	CV	CD	CV	CD	CV	CD	CV
< 31	0.	9.	0.	12.			0.	136.	0.	120.	0.	3.
31-32	0.	8.	0.	5.			0.	18.	0.	33.	0.	4.
33-34	0.	4.	0.	6.	0.	1.	0.	16.	1.	13.	0.	0.
35-36	0.	5.	1.	9.	0.	0.	1.	16.	4.	39.	0.	6.
37-38	0.	15.	1.	18.	0.	1.	2.	50.	6.	81.	2.	18.
39-40	0.	27.	3.	30.	0.	1.	1.	48.	3.	131.	2.	31.
41-42	1.	59.	5.	82.	0.	7.	1.	93.	22.	225.	5.	32.
43-44	4.	64.	5.	84.	0.	4.	7.	89.	24.	168.	6.	26.
45-46	5.	73.	8.	132.	0.	15.	12.	93.	47.	207.	8.	59.
47-48	8.	156.	27.	276.	1.	55.	21.	183.	158.	283.	91.	105.
49-50	14.	136.	31.	260.	9.	100.	54.	140.	133.	224.	121.	82.
51-52	44.	140.	108.	383.	7.	55.	68.	88.	268.	214.	113.	50.
53-54	48.	104.	146.	316.	17.	63.	59.	79.	198.	117.	116.	28.
55-56	28.	78.	134.	183.	18.	49.	38.	46.	116.	31.	68.	7.
57-58	49.	54.	215.	128.	25.	34.	24.	14.	65.	12.	46.	4.
59-60	75.	43.	248.	102.	47.	41.	10.	4.	53.	2.	25.	1.
61-62	68.	17.	347.	59.	12.	12.	3.	1.	12.	0.	6.	0.
63-64	86.	18.	431.	64.	45.	11.	1.	0.	5.	2.	2.	0.
65-66	83.	11.	298.	20.	38.	7.	0.	0.	3.	0.	0.	0.
67-68	78.	2.	371.	12.	40.	2.	0.	0.	2.	0.	0.	0.
69-70	50.	2.	292.	4.	42.	0.	0.	0.	0.	0.	0.	0.
71-72	36.	2.	181.	3.	15.	0.	0.	0.	0.	0.	0.	0.
73-74	26.	0.	96.	2.	13.	0.	0.	0.	0.	0.	0.	0.
> 75	72.	1.	255.	2.	22.	0.	0.	0.	0.	0.	0.	0.

Table 7. Pooled selectivity data from M/Tr "Anny Kræmer", trouser trawl method.
(CD = standard codend, CV = blinded codend)

Species	COD						HADDOCK					
	-1000		1000-		100-1000		-1000		1000-		100-1000	
Weight groups(kg)												
No. of hauls	3		5		8		3		5		8	
Series	1		1		2		1		1		2	
Fish length (cm)	CD	CV	CD	CV	CD	CV	CD	CV	CD	CV	CD	CV
<31	0.	3.			0.	8.	0.	12.	0.	16.	8.	852.
31-32	0.	3.	0.	1.	0.	12.	0.	1.	0.	1.	0.	98.
33-34	0.	2.	0.	0.	2.	60.	1.	2.	2.	8.	1.	115.
35-36	0.	3.	0.	3.	0.	33.	1.	8.	7.	8.	2.	177.
37-38	0.	8.	0.	12.	1.	54.	0.	12.	3.	26.	5.	157.
39-40	2.	10.	2.	19.	3.	68.	4.	31.	11.	45.	4.	182.
41-42	4.	20.	8.	25.	15.	106.	9.	40.	62.	109.	22.	253.
43-44	5.	27.	12.	30.	13.	161.	20.	78.	70.	145.	37.	309.
45-46	15.	32.	8.	55.	26.	206.	53.	112.	146.	226.	106.	411.
47-48	8.	49.	38.	101.	48.	320.	96.	128.	286.	310.	107.	540.
49-50	21.	58.	63.	127.	100.	466.	114.	166.	339.	398.	181.	612.
51-52	35.	78.	97.	170.	120.	484.	157.	162.	433.	434.	231.	613.
53-54	61.	83.	126.	122.	154.	510.	114.	94.	343.	323.	184.	399.
55-56	63.	88.	138.	164.	190.	414.	71.	65.	224.	217.	114.	239.
57-58	77.	90.	163.	175.	229.	452.	46.	24.	110.	97.	62.	122.
59-60	130.	114.	178.	178.	256.	424.	20.	17.	44.	30.	24.	79.
61-62	124.	105.	220.	194.	284.	424.	1.	6.	18.	18.	10.	22.
63-64	170.	102.	223.	145.	307.	408.	1.	1.	4.	3.	3.	2.
65-66	158.	112.	248.	189.	294.	392.	0.	1.	1.	2.	0.	6.
67-68	138.	79. [≠]	210.	147.	253.	327.	0.	2.	0.	0.	1.	2.
69-70	103.	74.	147.	103.	207.	270.	0.	0.	0.	0.	0.	1.
71-72	80.	54.	132.	69.	140.	178.	0.	0.	0.	0.	0.	0.
73-74	55.	29.	78.	45.	92.	112.	0.	0.	0.	0.	0.	0.
≥ 75	92.	93.	107.	99.	195.	233.	0.	0.	0.	0.	0.	0.

After Pope et al. 1975:

$$\text{First series, adjustment factor } F = \frac{\text{Cod above/equal 70 cm in CD (all hauls)}}{\text{Cod above/equal 70 cm in CV (all hauls)}} = \frac{1115}{721} = 1.54$$

$$\text{Second series, adjustment factor } F = \frac{634}{793} = 0.799$$

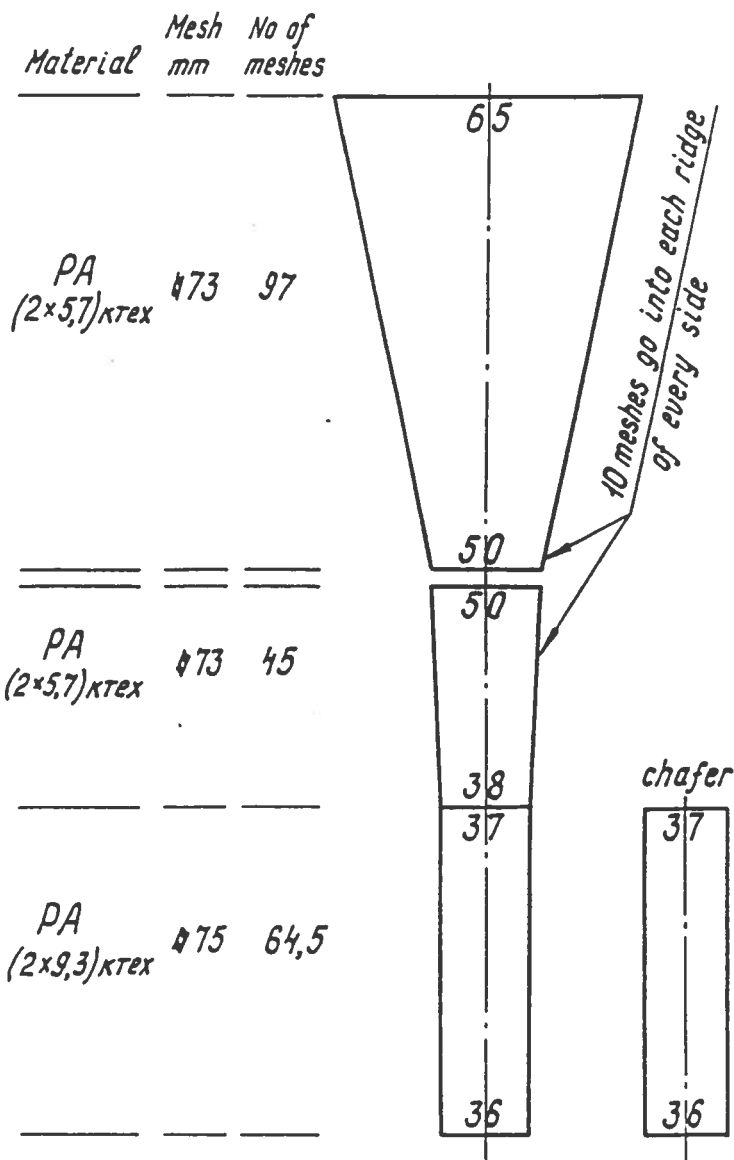
Table 8. Pooled selectivity data from R/V "Persey III", trouser trawl method.
(CD = standard codend, CV = blinded codend)

Species	COD				HADDOCK			
	100-1000		1000 -		100-1000		1000 -	
Weight groups (kg)								
No. of hauls	22		2		22		2	
Series	1 + 2				1 + 2			
Fish length (cm)	CD	CV	CD	CV	CD	CV	CD	CV
< 31	0.	21.	0.	0.	0.	998.	0.	1.
31-32	0.	18.	0.	0.	0.	61.	0.	2.
33-34	0.	7.	0.	0.	0.	41.	0.	0.
35-36	0.	8.	0.	0.	0.	62.	0.	0.
37-38	0.	23.	0.	0.	0.	133.	0.	3.
39-40	0.	37.	0.	2.	4.	121.	0.	15.
41-42	1.	73.	0.	5.	7.	234.	0.	42.
43-44	1.	56.	1.	7.	6.	205.	8.	24.
45-46	4.	102.	3.	10.	19.	310.	17.	40.
47-48	11.	273.	3.	38.	59.	608.	50.	165.
49-50	14.	244.	16.	36.	96.	617.	103.	181.
51-52	36.	345.	37.	151.	189.	492.	146.	209.
53-54	54.	316.	33.	142.	156.	395.	109.	138.
55-56	39.	241.	32.	85.	106.	212.	45.	80.
57-58	90.	327.	76.	131.	81.	138.	37.	34.
59-60	150.	330.	89.	140.	36.	44.	19.	24.
61-62	229.	290.	123.	142.	19.	11.	8.	3.
63-64	257.	362.	156.	215.	5.	7.	1.	0.
65-66	248.	229.	132.	161.	1.	0.		
67-68	249.	276.	157.	98.	0.	2.		
69-70	198.	179.	111.	78.	1.	0.		
71-72	163.	115.	75.	41.	0.	0.		
73-74	99.	83.	48.	50.	0.	0.		
≥ 75	215.	224.	92.	124.	0.	0.		

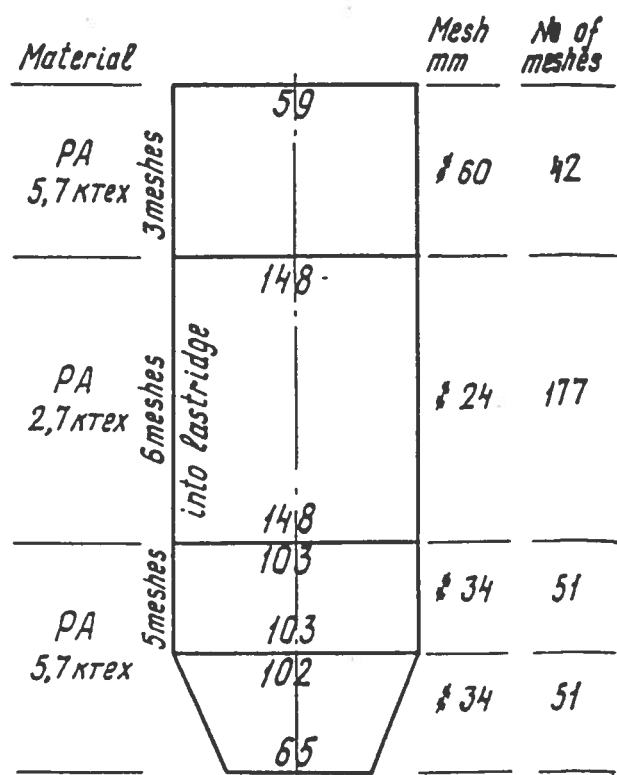
After Pope et al. 1975:

First + second series, adjustment factor $F = \frac{CD}{CV} = 1.11$

Codend (4 panel)

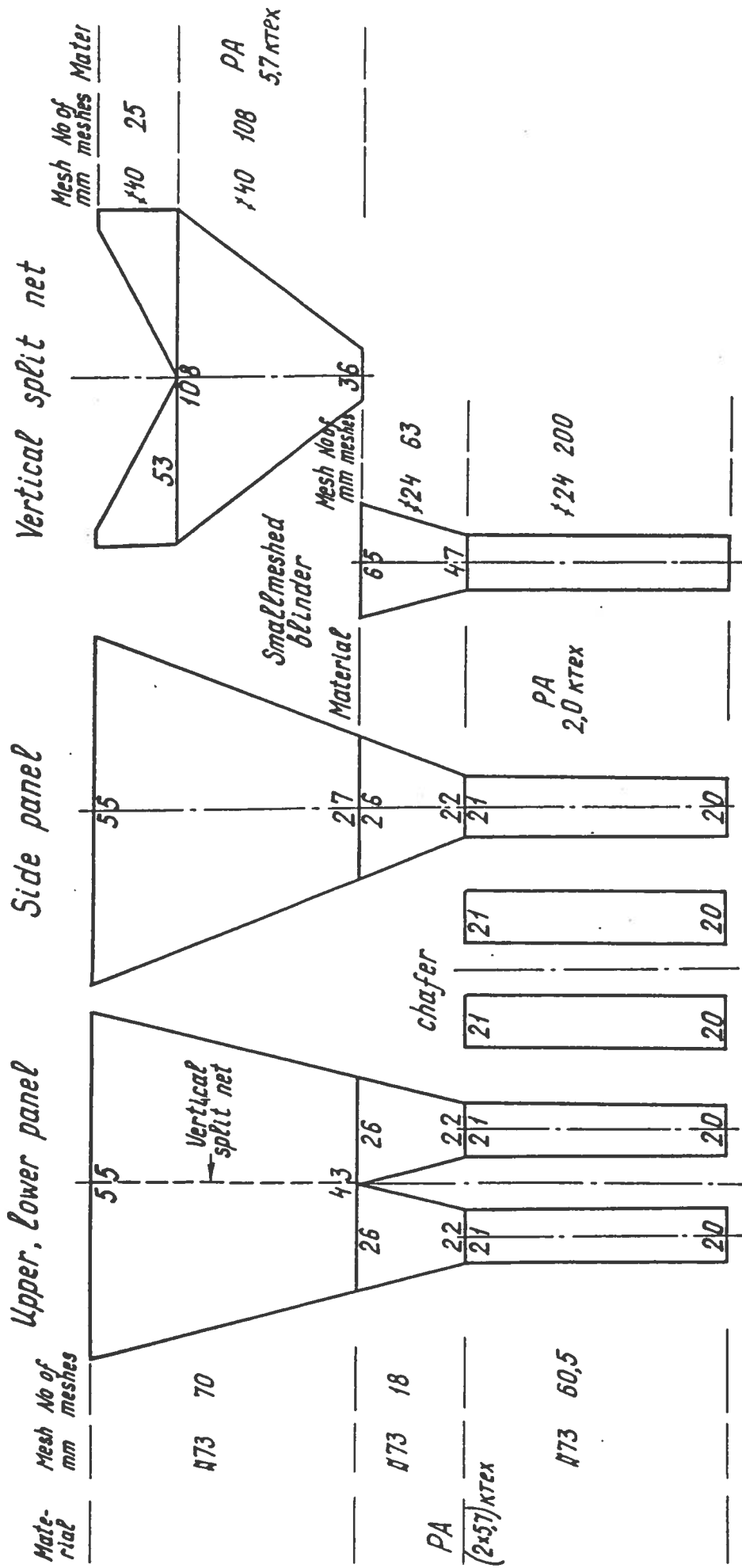


Bag-type cover (4 panel)



Codend with bag-type cover (USSR)

Figure 1. Drawings of codend and bag type cover used by R/V "Persey III".



Codend "Trousers" type (USSR)

Figure 2. Drawing of the trawler trawl system used by R/V "Persey III".

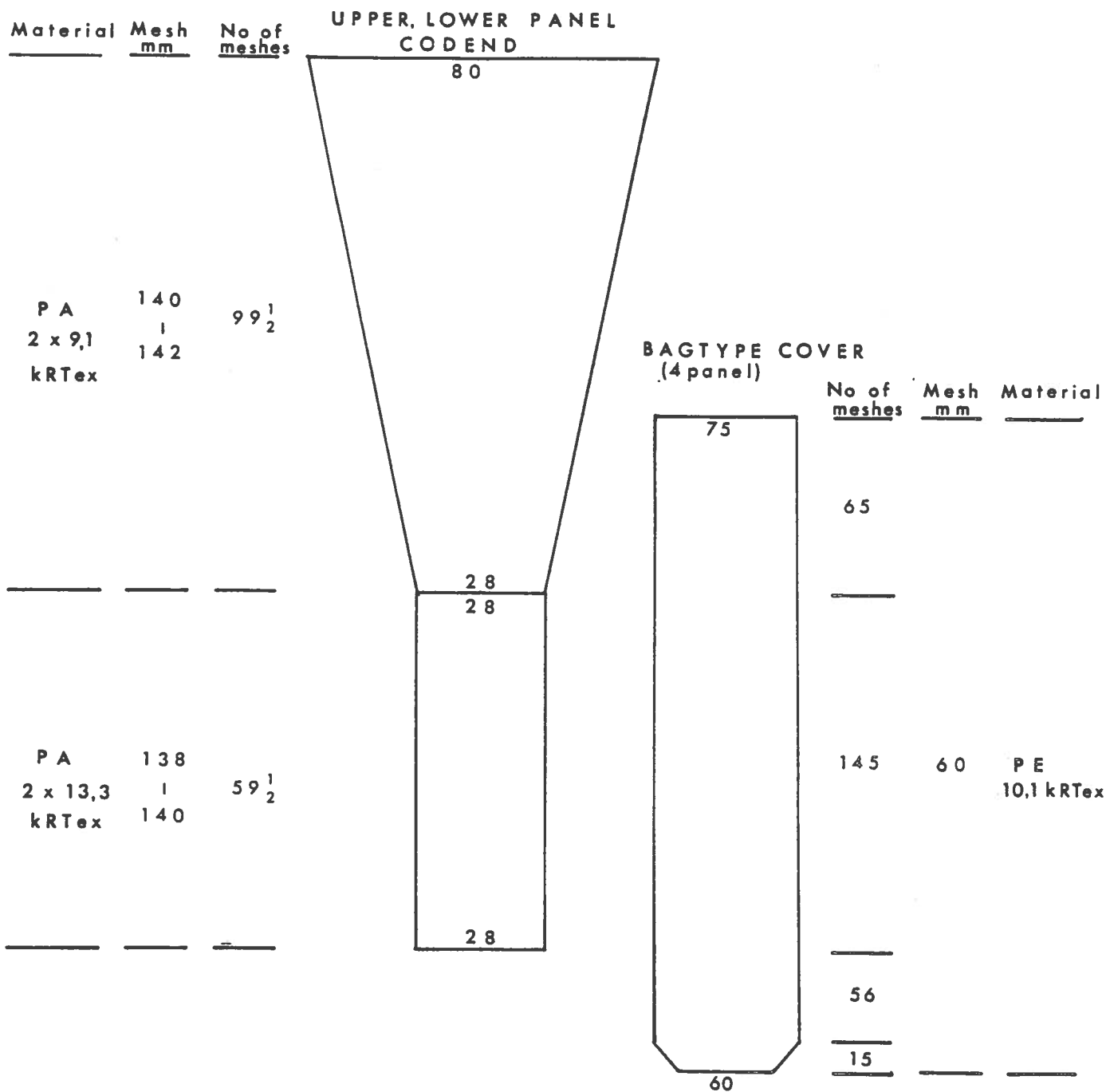


Figure 3. Drawings of the codend and bag type cover used by M/Tr "Anny Kræmer".

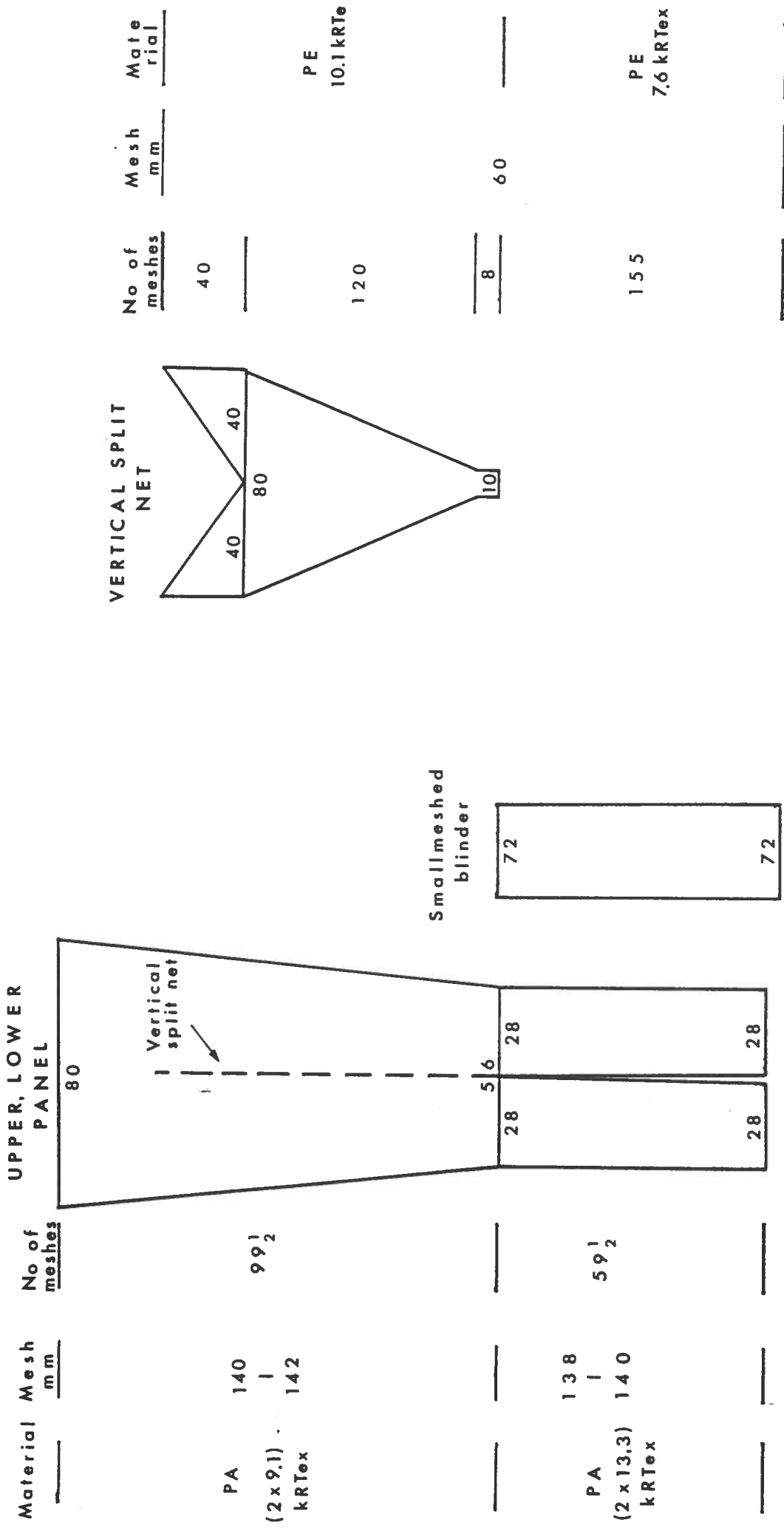
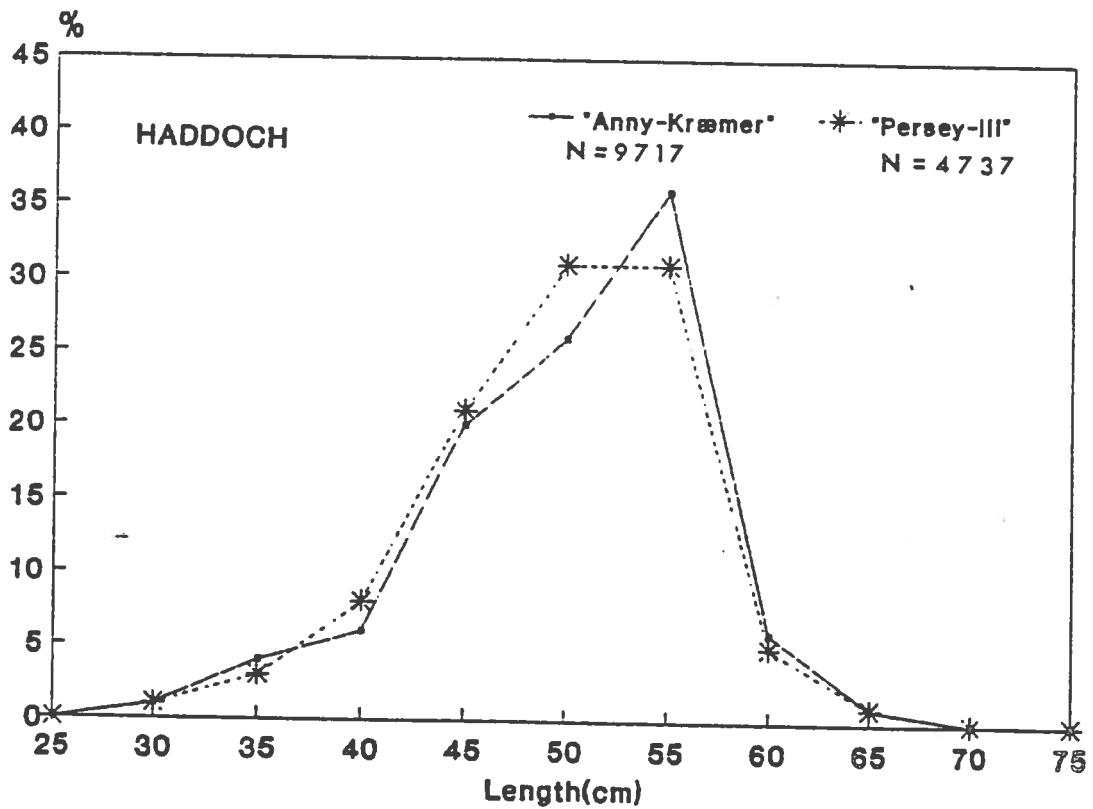
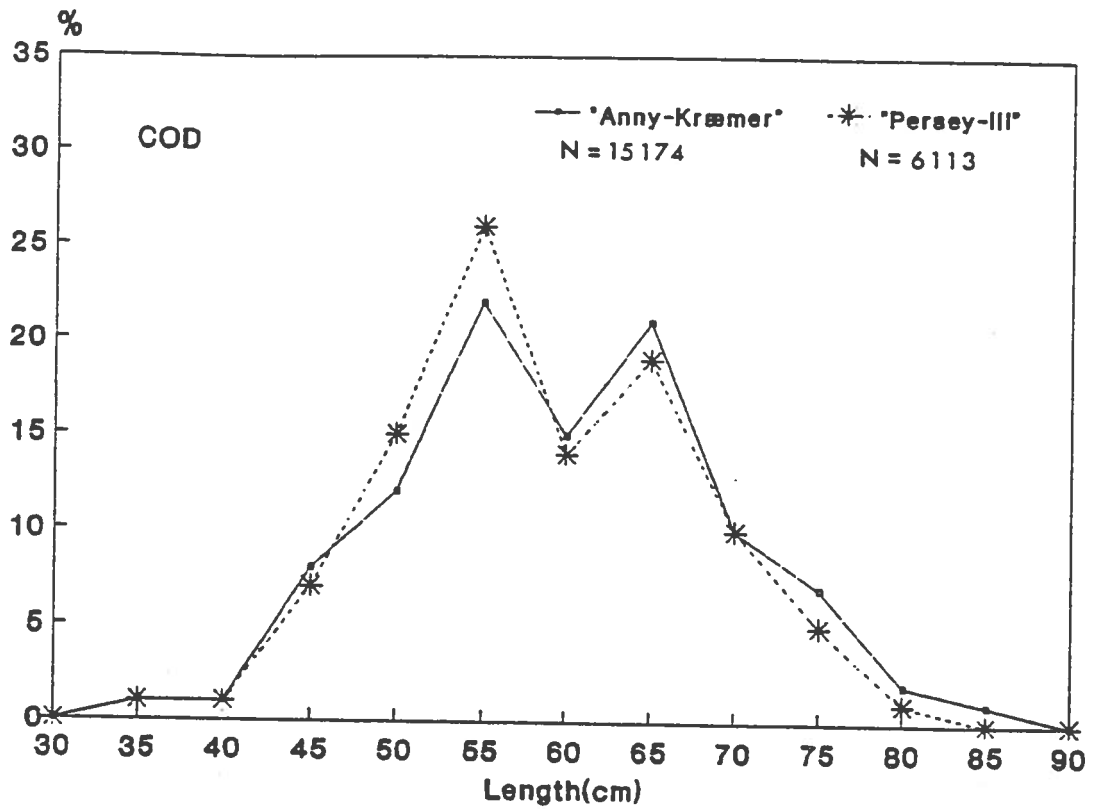


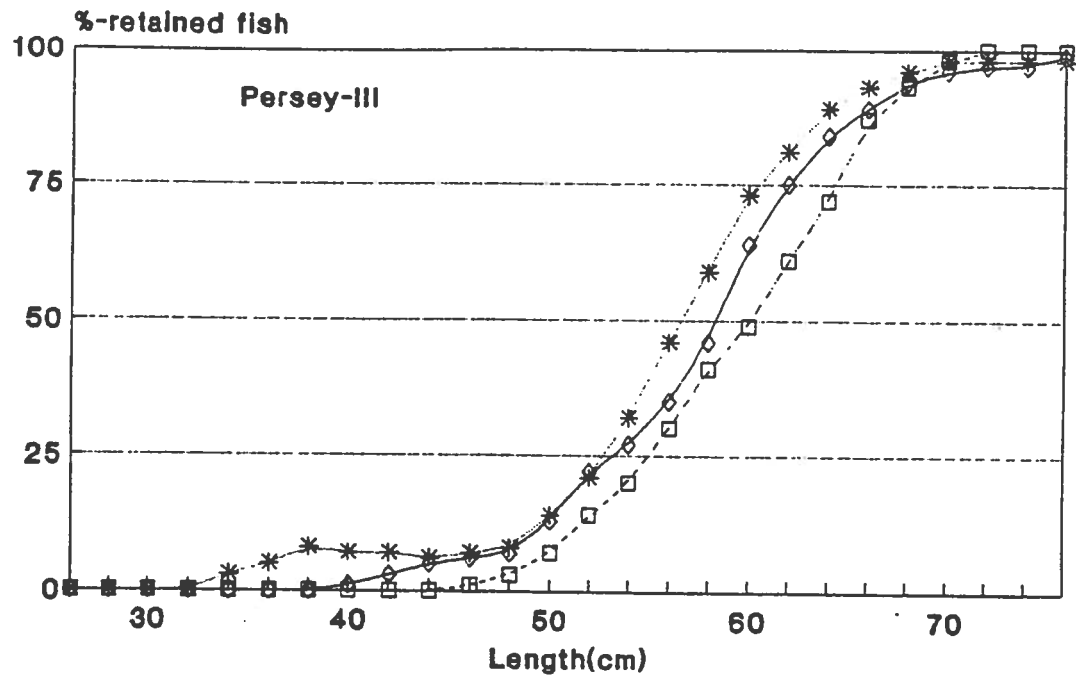
Figure 4. Drawings of the trouser trawl system used by M/Tr "Anny Kræmer".



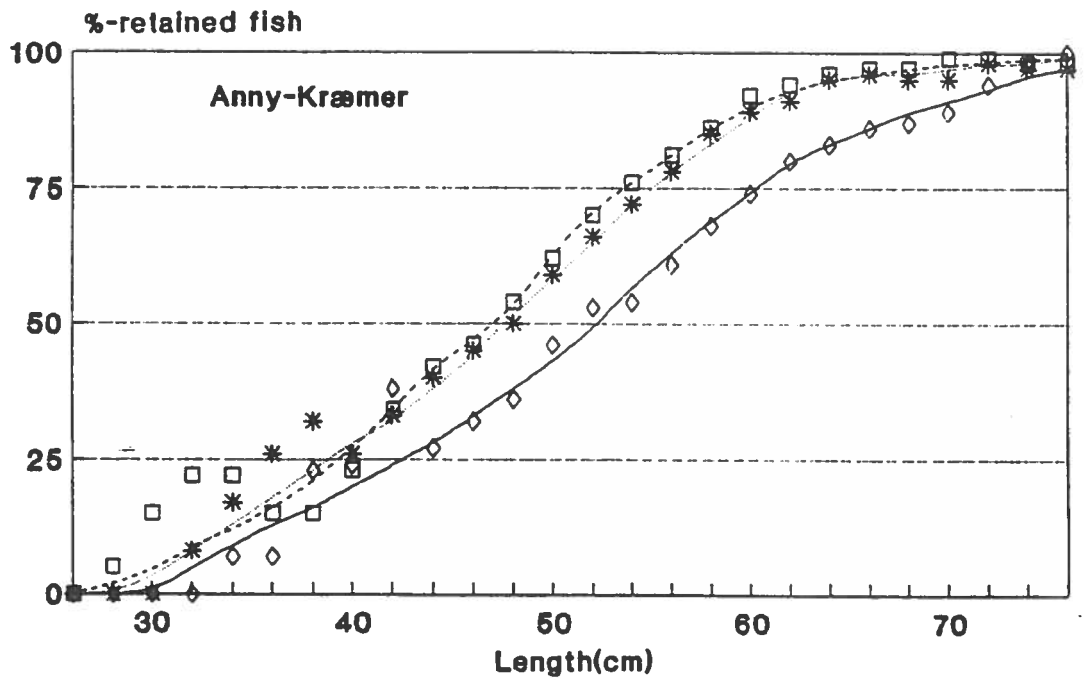
fffl:bl

Figure 5. Length distribution of cod and haddock caught by R/V "Persey III" and M/Tr "Anny Kræmer" during the joint selectivity experiment in August/September 1989 (first series with bag type cover).

Selection oogives for cod, bagtype cover



	—◇— Catch 100-500kg	-*- Catch 500-1500kg	-□- Catch 1500- kg
l_{50} (cm)	58.5	56.6	59.8
s.r. (cm)	8.4	7.8	9.2
S.F.	4.1	4.0	4.2



	—◇— Catch 100-500kg	-*- Catch 500-1500kg	-□- Catch 1500- kg
l_{50} (cm)	52.2	47.6	47.0
s.r. (cm)	17.7	16.4	16.0
S.F.	3.8	3.5	3.4

Figure 6.

Selection oogives for cod, bag type cover.

(R/V "Persey III": 141 mm, M/Tr "Anny Kræmer": 137 mm)

Selection oogives for haddock, bagtype cover

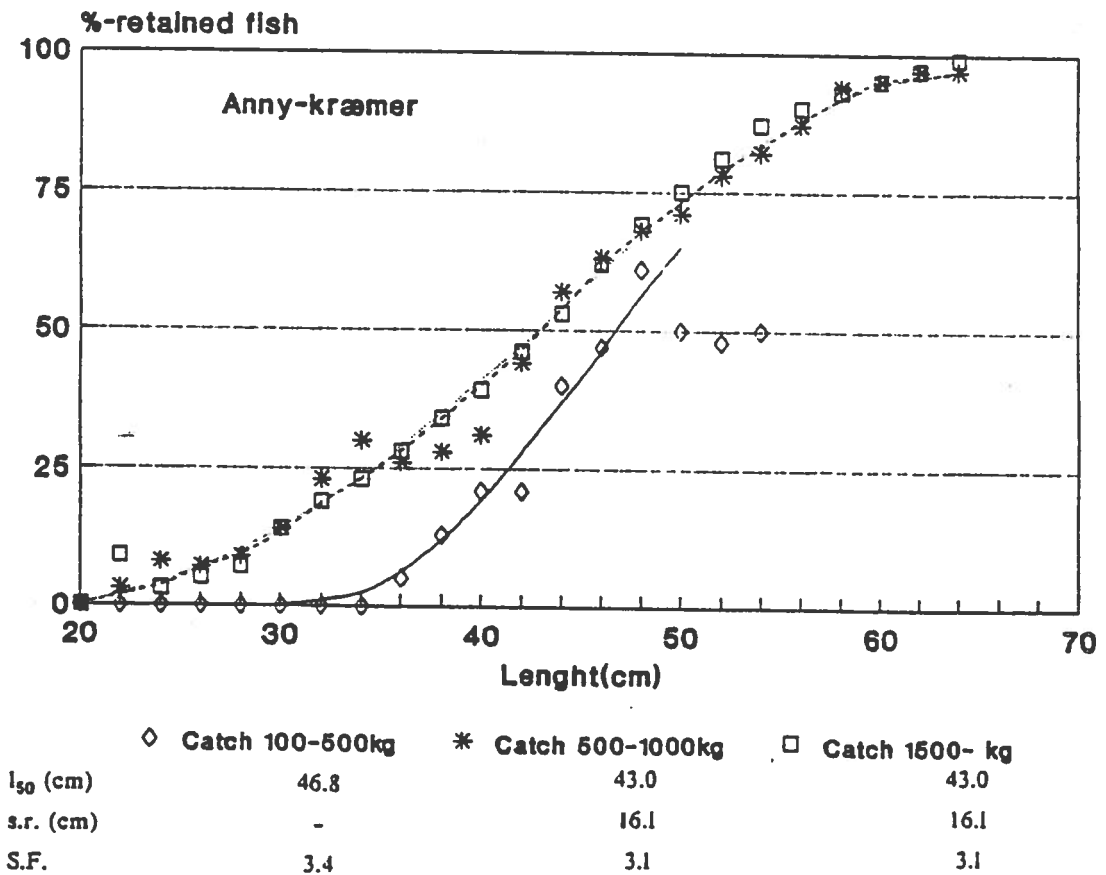
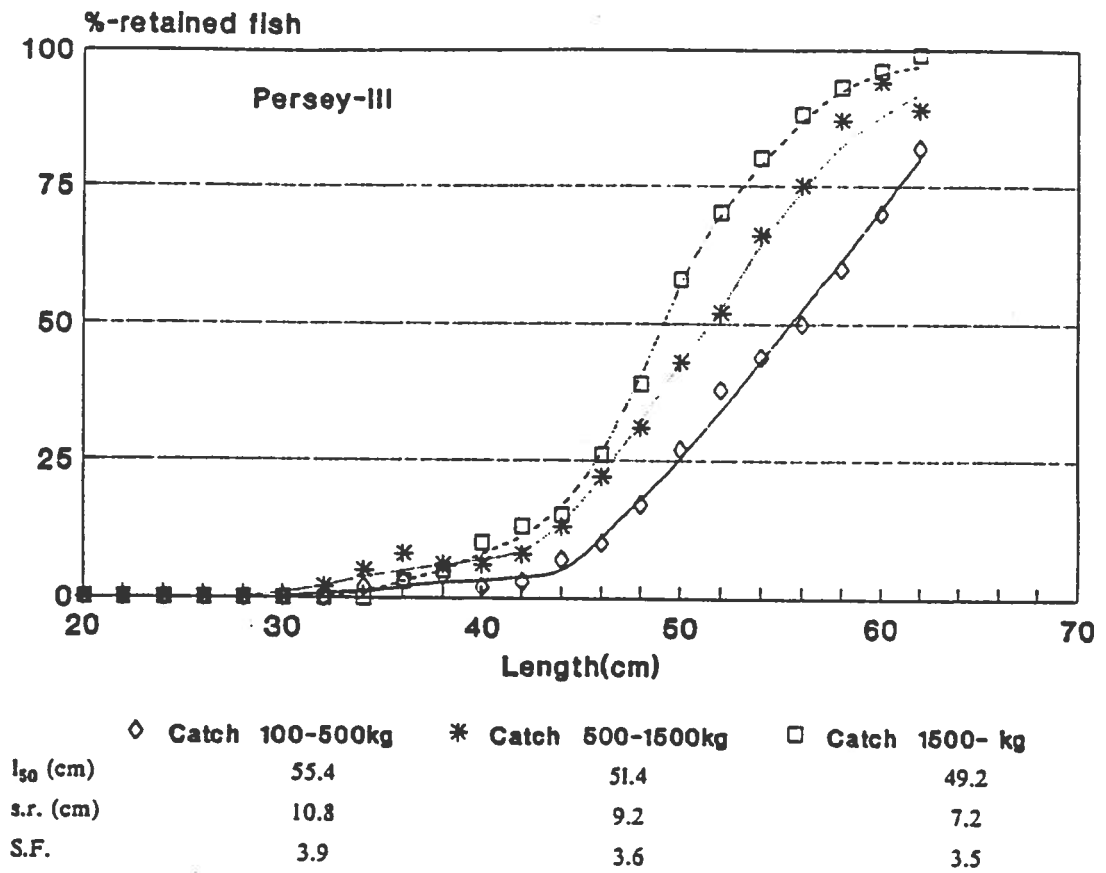


Figure 7. Selection oogives for haddock, bag type cover.

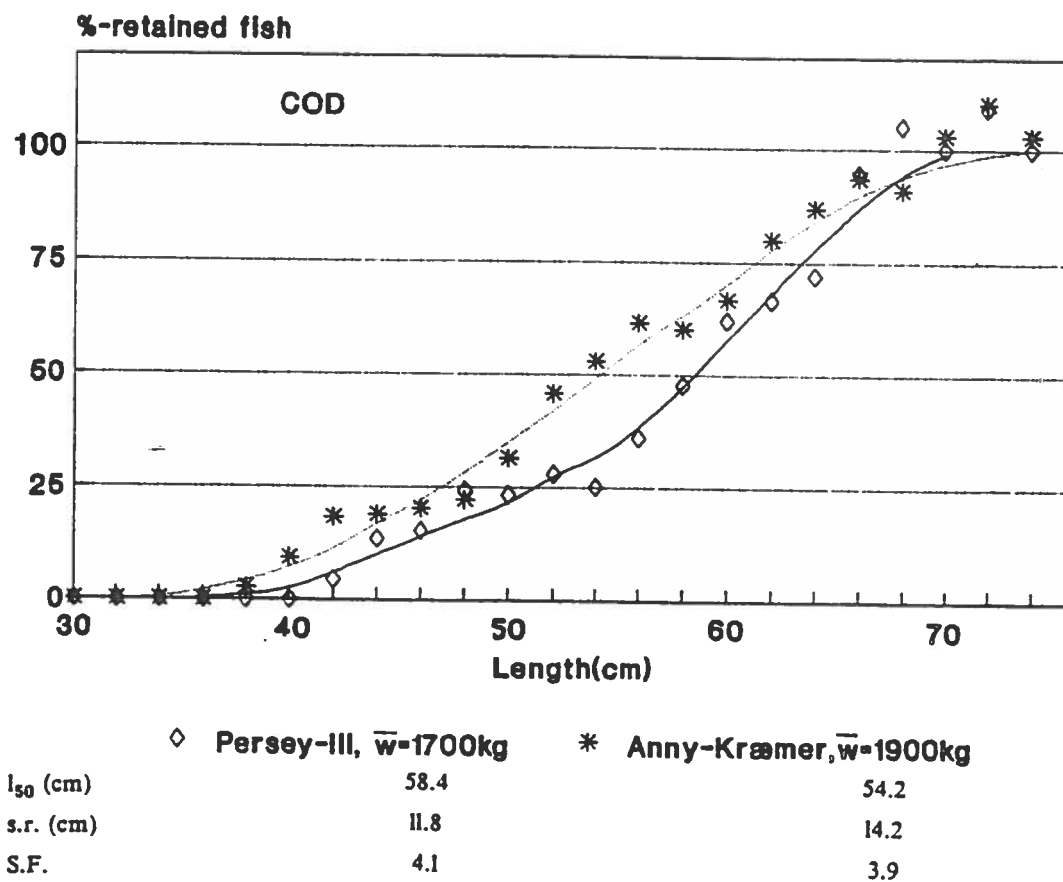
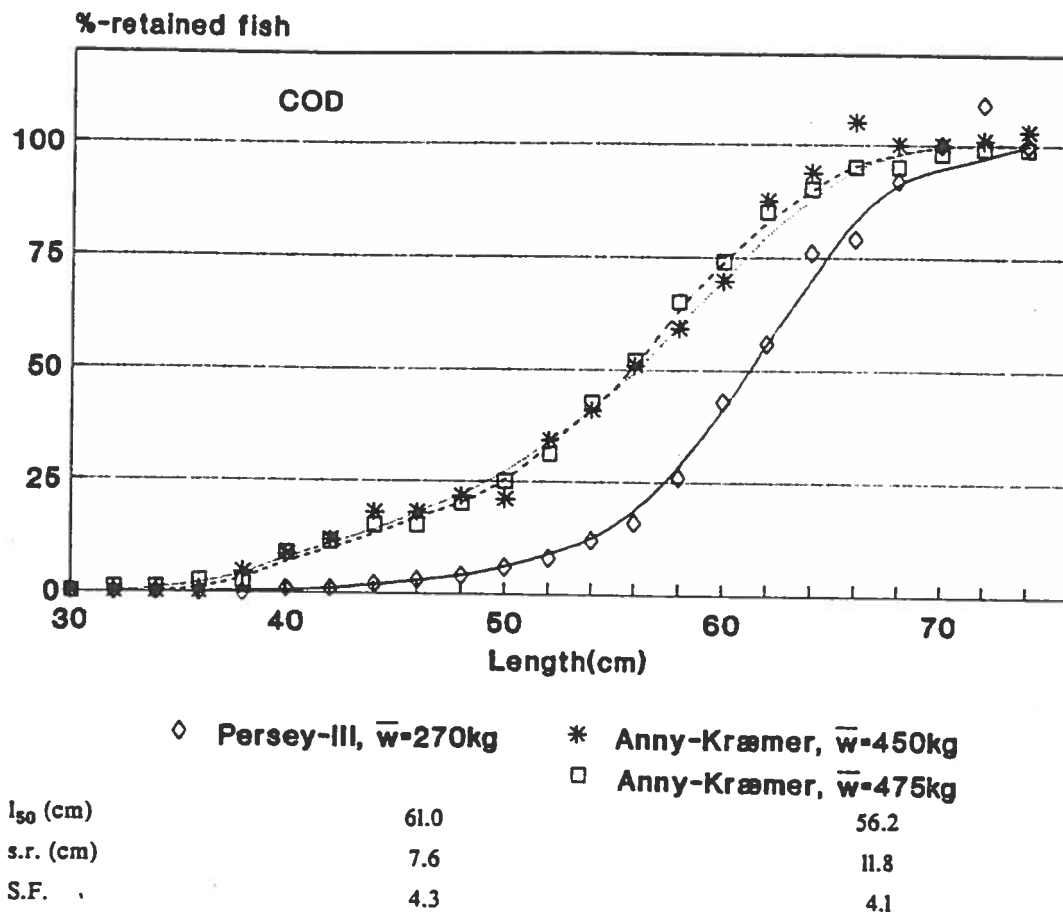


Figure 8. Selection ogives for cod, trouser trawl.
(R/V "Persey III": 143 mm, M/Tr "Anny Kræmer": 138 mm)

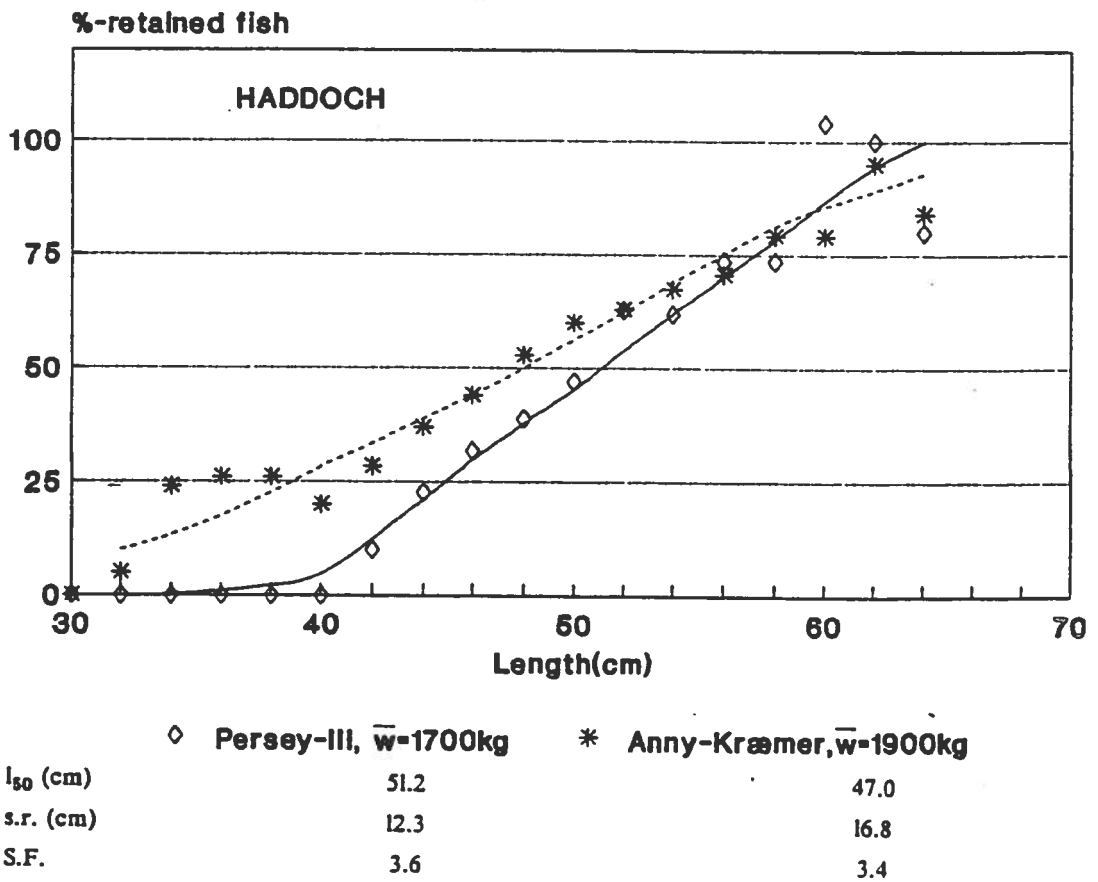
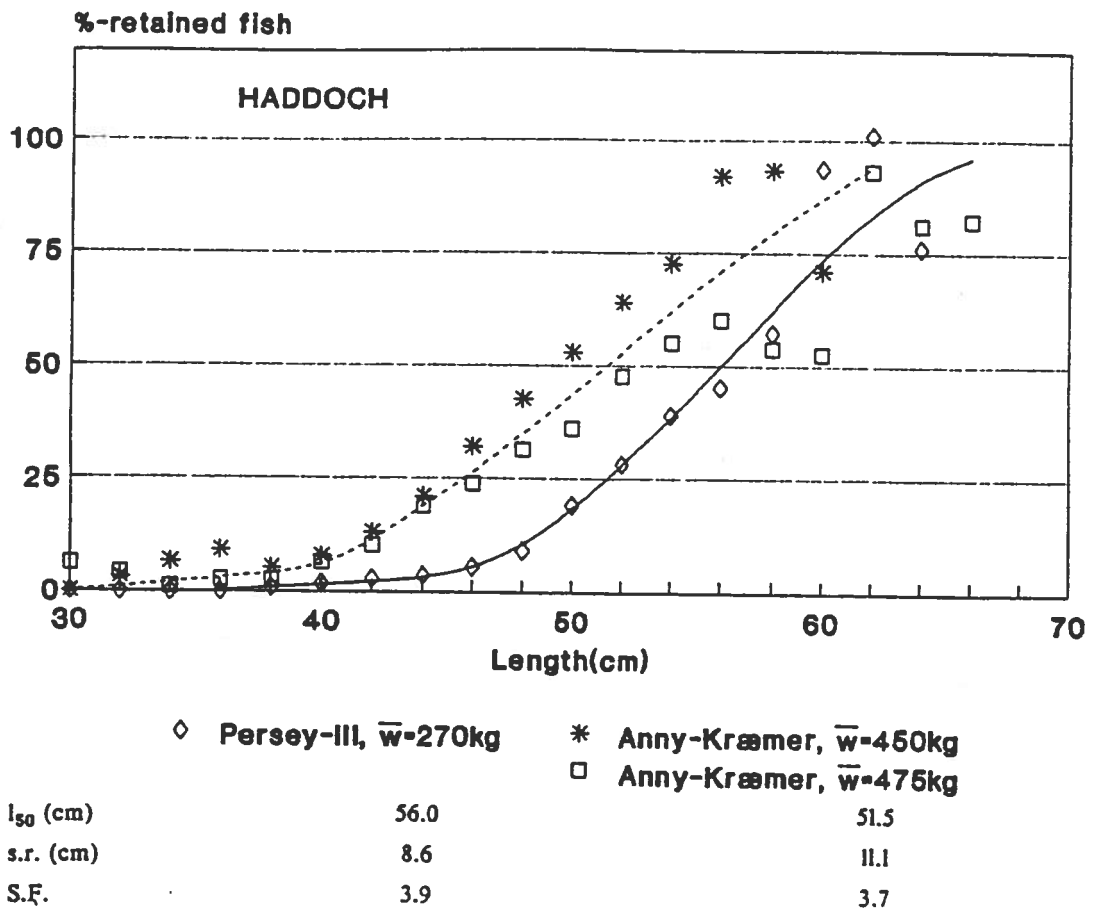


Figure 9. Selection ogives for haddock, trouser trawl.